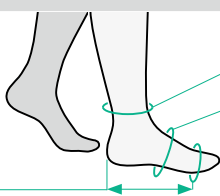


Größentabellen

Compression Wrap

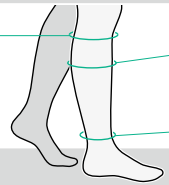
Medizinisches adaptives Kompressionsystem (MAK)

Juzo Compression Wrap Fußsegment

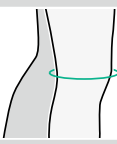
Art. 6000 LF/LFL		Seriengrößen · Umfänge in cm				
		2 / S	3 / M	4 / L	5 / XL	
	cB	15,0 – 23,0	20,0 – 28,0	25,0 – 33,0	30,0 – 40,0	
	cA*	19,0 – 24,0	24,0 – 29,0	29,0 – 34,0	34,0 – 40,0	
	pA	normal	16	18	19,5	19,5
		lang	19	21	22,5	23

* 6 cm proximal des Kleinzehengrundgelenks

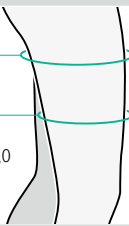
Juzo Compression Wrap Wadensegment

Art. 6000 LC/LLC/LCM/LLCM	Längen in cm		Seriengrößen · Umfänge in cm					
			2 / S	3 / M	4 / L	5 / XL	6 / XXL	7 / XXXL
	pD	AD	29,0 – 35,0	34,0 – 40,0	37,0 – 44,0	41,0 – 48,0	46,0 – 53,0	50,0 – 60,0
		normal	< 40,0					
	lang	> 40,0	max	35,0 – 41,0	40,0 – 46,0	44,0 – 51,0	48,0 – 55,0	53,0 – 60,0
		cB	18,0 – 21,0	21,0 – 24,0	24,0 – 27,0	27,0 – 31,0	31,0 – 35,0	36,0 – 47,0

Juzo Compression Wrap Kniesegment

Art. 6000 LK		Seriengrößen · Umfänge in cm					
		2 / S	3 / M	4 / L	5 / XL	6 / XXL	7 / XXXL
	cE	30,0 – 36,0	36,0 – 42,0	42,0 – 48,0	48,0 – 55,0	55,0 – 62,0	62,0 – 70,0

Juzo Compression Wrap Oberschenkelsegment

Art. 6000 LT/LTg	Längen in cm		Seriengrößen · Umfänge in cm				
			2 / S	3 / M	4 / L	5 / XL	6 / XXL
	pFG	cG	43,0 – 70,0	54,0 – 81,0	65,0 – 92,0	75,0 – 102,0	85,0 – 112,0
		cF	35,0 – 55,0	48,0 – 70,0	60,0 – 82,0	70,0 – 92,0	80,0 – 102,0